

Stabilized Telehandlers

P40.13EE, P40.17EE, P50.18EE

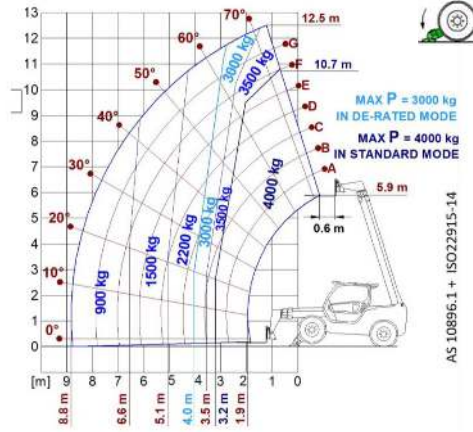
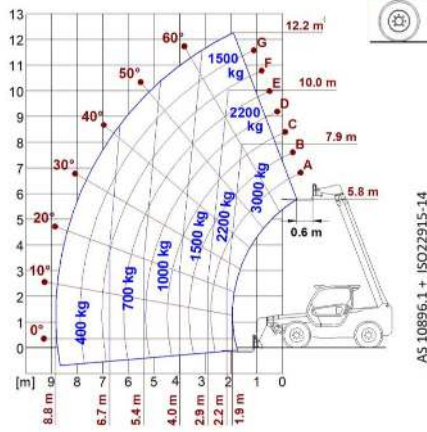





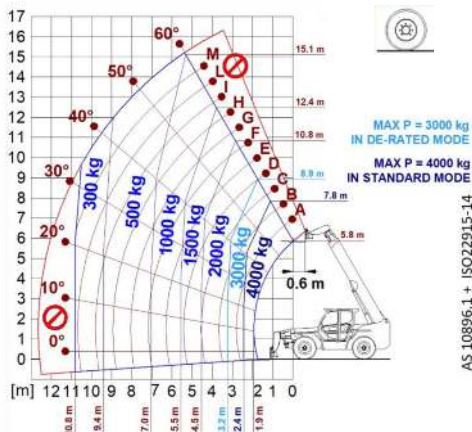
PERFORMANCE AND FEATURES	P40.13EE	P40.17EE	P50.18EE
Performance			
Total unladen weight (kg)	9150	11520	13150
Maximum capacity (kg)	4000	4000	5000
Lifting height (m)	12.5	16.6	17.5
Maximum reach (m)	8.74	12.47	13.5
Maximum operating height (m)	10.9	10.3	9.2
Maximum operating reach (m)	3.3	4.06	3.7
Capacity at maximum height (kg)	3500	2500	2500
Capacity at maximum reach (kg)	1000	600	750
Lateral boom movement (mm)	± 340	± 435	± 445
Tilting correction (%)	± 8	± 8	± 8
Boom sections	3	3	4
PowerTrain			
Turbo motor	PERKINS	PERKINS	PERKINS
Displacement/cylinders	3600/4	3600/4	3600/4
Engine Power (kW/HP)	85,9/116,8	85,9/116,8	85,9/116,8
Anti-pollution technology	TIER 3	TIER 3	TIER 3
Reversible fan	-	-	-
Maximum speed (km/h)	40	40	40
Fuel tank (l)	140	140	140
AdBlue tank (l)	-	-	-
Hydrostatic transmission	● - 2V	● - 2V	● - 2V
EPD	Plus	Plus	Plus
Auto-revving joystick	●	●	●
Axles - Reducers	Drop portal - RR700	Drop portal - RR700	Drop portal - RR700
Machine brakes	Dry discs	Dry discs	Dry discs
Automatic parking brake	●	●	●
Hydraulic			
Hydraulic pump	LS	LS	LS
Flow rate/pressure (l/min - bar)	108 - 250	108 - 250	108 - 250
Hydraulic tank	100	100	110
Hydraulic outlet at the top of the boom	●	●	●
Rear hydraulic outlets	○	○	○
Cab			
Cab configuration	ECO	ECO	ECO
ASCS Adaptive Stability Control System	Full	Full	Full
FOPS LIV II cab	●	●	●
ROPS cab	●	●	●
Cab commands	Electronic joystick	Electronic joystick	Electronic joystick
Tilting Cab	-	-	-
Reverse shuttle	Dual reverse	Dual reverse	Dual reverse
Configuration			
Cab suspension	-	-	-
Boom suspension	○	○	○
Suspension on axles	-	-	-
Work headlights on cab	○	○	○
Sun blind	○	○	○
Tac-lock	●	●	●
Provision for a platform	○	○	○
Two floating forks	●	●	●
Inching-Control	●	●	●
Four-wheel drive	●	●	●
Four-wheel steering	●	●	●
Three steering modes	●	●	●
Standard tyres	400/70-20	400/70-24	400/80-24
Optional tyres	400/70-24	400/80-24; 445/65R22,5	400/80-24; 445/65-22,5"
Stabilisers	Narrow	Narrow	Narrow
Turret rotation	-	-	-
Type approval as an agricultural tractor	-	-	-
Approval with PNEUMATIC braking	-	-	-
Approval with HYDRAULIC braking	-	-	-
PTO	-	-	-
3-point linkage	-	-	-

- Not Available
● Standard
○ Optional

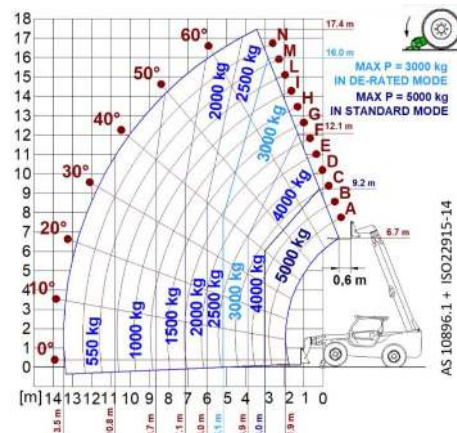
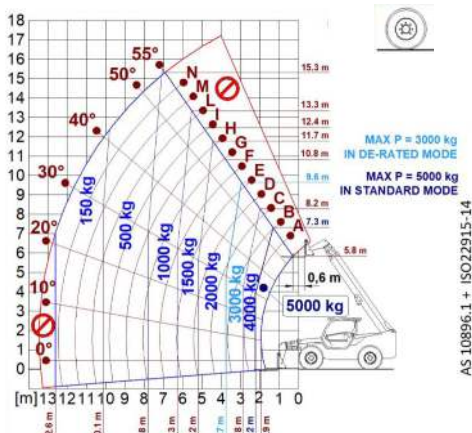
Load charts



P40.13EE



P40.17EE

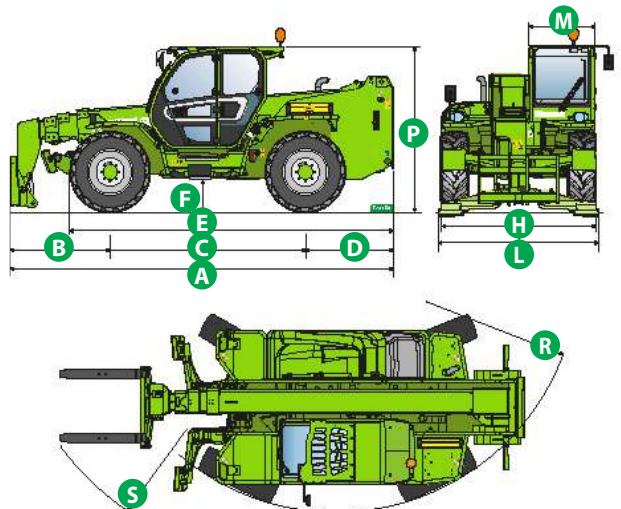


P50.18EE

Dimensions



	P40.13EE	P40.17EE	P50.18EE
A (mm)	5410	5970	6190
B (mm)	1690	1705	1745
C (mm)	2810	2950	3060
D (mm)	910	1315	1385
E (mm)	4260	4852	5067
F (mm)	375	450	485
H (mm)	2240	2420	2480
L (mm)	2380	2550	2550
M (mm)	1010	1010	1010
P (mm)	2425	2500	2535
R (mm)	3920	4050	4265
S (mm)	4940	5160	5611



Your Merlo dealer

P40.13EE:

MA00934 - VIN: D2002813 - SAV: D220283 - 16/05/2022

P40.17EE:

MA00935 - VIN: D2001783 - SAV: D220185 - 13/05/2022

P50.18EE:

MA00936 - VIN: D2002855 - SAV: D223184 - 01/06/2022

MERLO GROUP AUSTRALIA PTY LTD

27 Colin Jamieson Dve, Welshpool (Perth), WA 6106

Tel. (08) 9358 3110 - Fax (08) 9358 4110

120 Toongabbie Road, Girraween, NSW 2145

Tel. (02) 9688 0600

Tel:1300 657 325

info@merloaustralia.com.au

www.merlo.com

